

## Platform

eca Sirio Vertical Enclosure lifts are available with platform sizes ranging from 600mm x 700mm to a maximum of 1.75m<sup>2</sup>. A large platform of 2500mm x 1000mm is available with a maximum travel of 3 metres and is suitable for nursing/care homes to assist with the dignified departure of loved ones.



A non-slip surface of the platform ensures safe entry & exit of the lift. This surface is easy to clean allowing any water to drain off the platform. The platform can take up to 300kg (47 stone), 1 wheelchair user and 1 attendant.

## Lift Configuration

Lifts can be supplied with a straight through entry/exit, adjacent entry/exit or same side entry exit configuration. See the standard layout drawings for further information.



The Lift can travel up to a maximum of 19.5 meters with up to 7 stops. The lift comes with a full height door at all levels. The standard door is a two-panel clear glazed aluminium door and frame in an oxide black or silver anodised finish, (other RAL colours are also available) with manual opening, and spring closing. Available in the following sizes: 2000mm x 750mm, 2000mm x 800mm, 2000mm x 850mm or 2000mm x 900mm (special sizes are available as an optional extra). eca lifts also offer the optional extra of fire rated doors, these are available as 2000mm x 900mm and are supplied primed ready for finish paint by the customer. Again, special sizes are available.



National Sales Enquiries

0845 600 5215

[www.ecalifts.co.uk](http://www.ecalifts.co.uk)

## Call Controls

Lifts can be controlled from the carriage or from the call controls at the upper and lower levels. These consist of “constant pressure” controls (as per the proposed European Standard ISO 9386/1).



Should a problem occur or should the passenger feel uncomfortable, the lift will stop when pressure is no longer applied.

Standard call controls are mounted onto the lift at the upper & lower levels and include floor indication and Braille buttons.



## Optional Extras

- Custom Colour from the RAL Range
- Stainless Steel Doors
- Powered Door Operators
- Fire Doors
- Stainless Steel Control Panel
- Side Wall in Cabin
- Intercom System
- Photo-cell Protection
- Polished Stainless Steel Mirror to Cabin
- Ramp
- Lockable Plant Cupboard
- Auto-Dialler
- Battery Back-up
- Luxury Cabin

## Alarm & Battery Back-up

An alarm can be activated by the user should any problem occur. While the lift is in use - if there is any problem with the power supply the battery will ensure that the lift will continue to the lower level and the user can exit the lift safely.



National Sales Enquiries


0845 600 5215

[www.ecalifts.co.uk](http://www.ecalifts.co.uk)

## Luxury Cabin Colours and Material

### Paneling for Self Supporting and Enclosure Shaft Doors

#### Glass



#### Plastic Laminate



#### Wood (Plastic Laminate)



#### Aluminium



### Cabin Side Walls


#### Glass



#### Plastic Laminate



#### Wood (Plastic Laminate)



**Self Supporting Shaft**

**Aluminium**



**Steel**



**Alu-Enclosure**

**Aluminium**

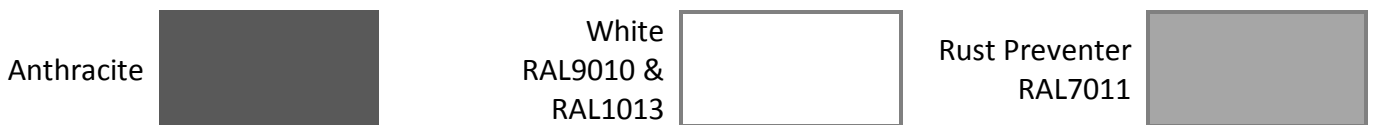


**Doors**

**Aluminium**




**Steel**



**Cabin Floor**

**PVC**



Light

**Antislip**



Aluminium

**PVC Imitation Marble**



Light Grey



Aquamarine



Iron-Grey