

## Platform

eca Sirio Vertical Shaft lifts are available with platform sizes ranging from 600mm x 700mm to a maximum of 1.75m<sup>2</sup>. A large platform of 2500mm x 1000mm is available with a maximum travel of 3 metres and is suitable for nursing/care homes to assist with the dignified departure of loved ones.



A non-slip surface of the platform ensures safe entry & exit of the lift. This surface is easy to clean allowing any water to drain off the platform. The platform can take up to 300kg (47 stone), 1 wheelchair user and 1 attendant.

## Lift Configuration

Lifts can be supplied with a straight through entry/exit, adjacent entry/exit or same side entry exit configuration. See the standard layout drawings for further information.



## Doors

The Lift can travel up to a maximum of 19.5 meters with up to 7 stops. The lift comes with a full height door at all levels. The standard door is a two-panel clear glazed aluminium door and frame in an oxide black or silver anodised finish, (other RAL colours are also available) with manual opening, and spring closing. Available in the following sizes: 2000mm x 750mm, 2000mm x 800mm, 2000mm x 850mm or 2000mm x 900mm (special sizes are available as an optional extra). eca lifts also offer the optional extra of fire rated doors, these are available as 2000mm x 900mm and are supplied primed ready for finish paint by the customer. Again, special sizes are available. The optional extra of automatic doors is available, however this would incur an extra charge.



National Sales Enquiries

0845 600 5215

[www.ecalifts.co.uk](http://www.ecalifts.co.uk)

**Cabin** A Standard lift cabin and additional side wall is available in RAL5017—Traffic Blue, RAL9001 Cream or RAL9006 Grey. Non-standard colours are available as an optional extra along with our Luxury Cabin which includes additional optional colours and finishes; this cost would depend upon material chosen and quantity.

This Vertical Shaft Lift is aesthetically pleasing and can be adapted to suit many surroundings. We offer several options which would allow the lift to suit the style of the building and be as unobtrusive as possible.

### Call Controls

Lifts can be controlled from the carriage or from the call controls at the upper and lower levels. These consist of “constant pressure” controls (as per the proposed European Standard ISO 9386/1).

Should a problem occur or should the passenger feel uncomfortable, the lift will stop when pressure is no longer applied.

Standard call controls are mounted onto the lift at the upper & lower levels and include floor indication and Braille buttons.



### Optional Extras

- Custom Colour from the RAL Range
- Stainless Steel Doors
- Powered Door Operators
- Fire Doors
- Stainless Steel Control Panel
- Side Wall in Cabin
- Intercom System
- Photo-cell Protection
- Polished Stainless Steel Mirror to Cabin
- Ramp
- Lockable Plant Cupboard
- Auto-Dialler
- Battery Back-up
- Luxury Cabin

### Alarm & Battery Back-up


An alarm can be activated by the user should any problem occur. While the lift is in use - if there is any problem with the power supply the battery will ensure that the lift will continue to the lower level and the user can exit the lift safely. The lift should **not** be used as a method of fire escape.



## Luxury Cabin Colours and Material

### Panelling for Shaft Doors

#### Glass

Transparent      Reflecting       Grey       Smoke       Milk 

#### Plastic Laminate

White 345      Magnolia       Red 601       Light Green 593       Blue       Black 625 

Blue 598       Ash Grey 631       Dark Grey 621       Blue 596       Grey 623 

#### Wood (Plastic Laminate)

Light Bay Oak       Light Walnut       Beech 

#### Aluminium


Silver       White RAL9010      Anthracite 

### Cabin Side Walls

#### Glass

Transparent      Reflecting       Grey       Smoke       Milk 

#### Plastic Laminate

Blue RAL5017       Cream RAL9001       Grey RAL9006 

#### Wood (Plastic Laminate)

Light Bay Oak       Light Walnut       Beech 

National Sales Enquiries

0845 600 5215

[www.ecalifts.co.uk](http://www.ecalifts.co.uk)

**Doors**

**Aluminium**



**Steel**




**Cabin Floor**

**PVC Antislip**



Light      Aluminium

**PVC Imitation Marble**



Light Grey      Aquamarine      Iron-Grey